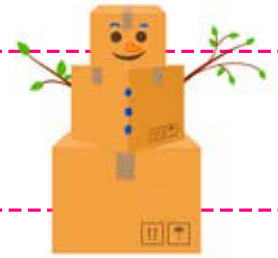




# HIT THE SNOWMAN


01

Build a snowman out of boxes. Instead of a mouth and buttons, poke holes in them. While for the hands and nose, use branches.



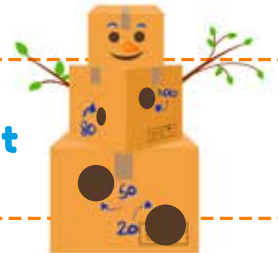
02

You can use the construction for two different and fun games: throwing balls and cardboard circles to center the holes and branches respectively.



03

The latter can have different heights and sizes, increasing the difficulty, so we can then assign different scores and organize challenges with the whole family.



## VARIATION

Change the way the object is thrown: left-handed, right-handed, two-handed, back-to-back, etc. We can also vary the throwing positions such as on one foot, sitting, kneeling.

